



By using these files you agree to the following terms and conditions:

These files are created by Nature Inspired Learning and are for personal use at **your home, in your classroom, or public library.**

Files are for *non-commercial use*. Selling printed or digital copies of these files is prohibited. All downloads are copyright protected.

- Storing or distributing these files on any other website or another location where others are able to electronically retrieve them is **prohibited**. This includes, but is not limited to emailing them, posting to Facebook groups, drop box, your personal website, etc.
- **You may** save them for your own personal use on your personal computer. **You may** print off as many copies as you would like to use in your own classroom, home, or public library.
- **You may** take photographs of your children or students using the files and post them online. If doing so, provide credit to Nature Inspired Learning with an appropriate link back to natureinspiredlearning.com
- If featuring a printable on your blog, website, or other online space you **may not** link directly to a PDF downloadable file. All links must be to natureinspiredlearning.com or to the blog post about the printable.
- Adult Supervision is required for all activities.
- **Thank you for your understanding**
 - By following this Agreement, I am able to continue to create and provide resources for you to use with your kids.


Modification of Terms: Nature Inspired Learning has the right to change or modify the terms of this Agreement at any time. Modifications will be effective immediately and shall replace all prior Agreements.

If you have any questions feel free to email me at julie@natureinspiredlearning.com

A handwritten signature in black ink that reads "Julie".

Creator and Owner of natureinspiredlearning.com

My Butterfly Observation Journal




Name: _____

Date: _____

Caterpillar Observation


Draw a sketch of your caterpillar. Then describe it in words.



natureinspiredlearning.com

Chrysalis Observation


Draw a sketch of your chrysalis. Then describe it in words.



natureinspiredlearning.com

Butterfly Observation

Draw a sketch of your butterfly. Then describe it in words.



natureinspiredlearning.com

Some Ideas to Get You Started

Picture Prompts

- a close up of one part of the insect
- insect within its habitat
- the entire insect and a close up of one part of its body
- carefully measure the insect then add labels to your drawing
- label the parts of the insect's body (ex: leg)



Writing Prompts

- something interesting that you noticed
- describe in detail one part of the insect
- write down a few questions you have about the insect or this phase of its life cycle
- describe the habitat
- the different colors that make up the insect
- what is the insect doing? Describe its behavior.
- any changes that you noticed from a previous day
- predictions about the insect's future
- infer why you think something is the way that it is (ex: color)

